



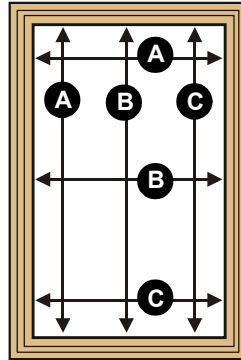
DH Replacement Kit Measuring

LINCOLN WOOD PRODUCTS, INC.

The existing sill and frame must be inspected to verify that it is in sound condition. If there is any concern about rot or damage to either the sill or frame it should be repaired or replaced with a Lincoln New Construction Window.

Width and Height

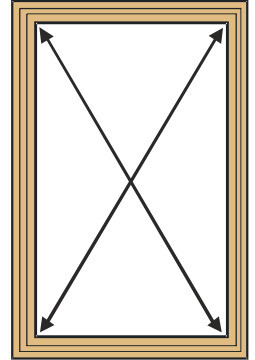
Precise measurements are key for proper installation of the Lincoln DH Replacement Kit. Measure at 3 points from Jamb to jamb and at 3 points sill to head. See illustration (right). The smallest horizontal and vertical measurements should be the sizes recorded for ordering.



Is Window Square?

To measure the squareness of the window, measure diagonal corner to corner as shown in the illustration to the right.


NOTE: If the sizes differ greater than 1/4", the window frame is too out of square to use a replacement kit.



Measuring Width

The width of the sash opening should be measured from inside face of jamb to jamb. Measure in three places when measuring the width. Top, bottom and middle. Report the smallest measurement taken.

Note: Width Measurement is measured from inside jamb to jamb. It may be necessary to remove jamb liners and hardware to get the correct inside frame measurement.



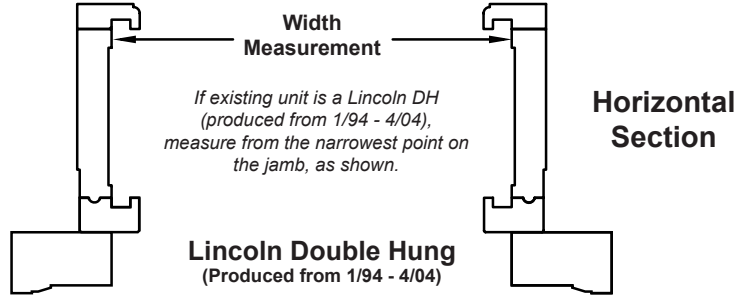
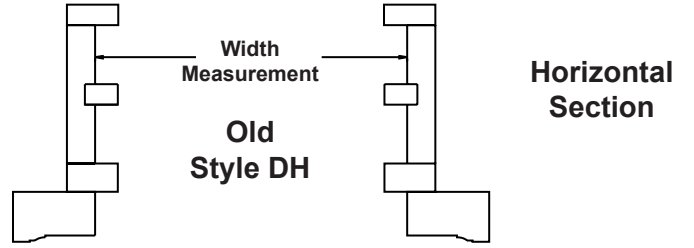
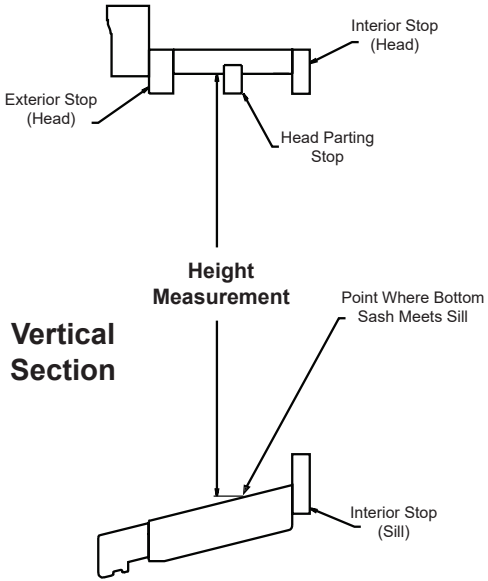
Measuring Height

The height of the sash opening should be measured from the inside face of the head jamb to the point on the sill where the outside of the bottom sash meets the sill. Measure in three places when measuring the height. Report the smallest measurement taken.

Note: Jambliner sills are cut at 14° angle as standard. If your sill is more or less than that, we recommend that you order the jamb liners 2" longer so that they may be cut in the field to the exact angle needed for your application.



DH Replacement Kit Measurement



Window Location	Width Dimension	Height Dimension	Sill Angle*

Note: Jambliner sills are cut at 14° angle as standard. If your sill is more or less than that, we recommend that you order the jambliners 2" longer so that they may be cut in the field to the exact angle needed for your application.